

Professional Development Survey

- Quantitative Analysis



1. How important is professional development for the forestry profession?










Response	Frequency	Relative %	Valid %
Very important	503	48%	48%
Important	437	42%	42%
Somewhat important	94	9%	9%
Not very important	9	1%	1%
No Response	0	0%	0%
Totals	1043	100%	100%
Valid Responses: 1043 of 1043 (100%)			

2. What are the three primary sources for professional development you have most often used?







Self study (such as reading journals)	Response	Frequency	Relative %	Valid %
	Yes	760	73%	100%
Courses/workshops/seminars (in person)	Response	Frequency	Relative %	Valid %
	Yes	889	85%	100%
Courses/workshops/seminars (web-based)	Response	Frequency	Relative %	Valid %
	Yes	80	8%	100%
Conferences or association meetings	Response	Frequency	Relative %	Valid %
	Yes	459	44%	100%
Peers or other experts/professionals	Response	Frequency	Relative %	Valid %
	Yes	703	67%	100%
Committee work	Response	Frequency	Relative %	Valid %
	Yes	110	11%	100%
Memberships	Response	Frequency	Relative %	Valid %
	Yes	41	4%	100%
None	Response	Frequency	Relative %	Valid %
	Yes	14	1%	100%
Other (please specify):	Response	Frequency	Relative %	Valid %
	Yes	66	6%	100%

3. What are your top three preferred sources (assuming that all barriers such as cost, location and availability were removed) of professional development?







--	--	--	--

	Response	Frequency	Relative %	Valid %
Self study (such as reading journals)	Yes	 508	49%	100%
	Response	Frequency	Relative %	Valid %
Courses/workshops/seminars (in person)	Yes	 932	89%	100%
	Response	Frequency	Relative %	Valid %
Courses/workshops/seminars (web-based)	Yes	 220	21%	100%
	Response	Frequency	Relative %	Valid %
Conferences or association meetings	Yes	 587	56%	100%
	Response	Frequency	Relative %	Valid %
Peers or other experts/professionals	Yes	 621	60%	100%
	Response	Frequency	Relative %	Valid %
Memberships	Yes	 28	3%	100%
	Response	Frequency	Relative %	Valid %
Committee work	Yes	 99	9%	100%
	Response	Frequency	Relative %	Valid %
None	Yes	 1	0%	100%
	Response	Frequency	Relative %	Valid %
Other (please specify):	Yes	 50	5%	100%

4. Please rate the overall quality of professional development opportunities available in your area.

Response	Frequency	Relative %	Valid %
Very good	 71	7%	7%
Good	 324	31%	31%
Average	 383	37%	37%
Poor	 205	20%	20%
Very poor	 60	6%	6%
No Response	 0	0%	0%
Totals	1043	100%	100%
Valid Responses: 1043 of 1043 (100%)			

5. In 2004, how much was spent on your professional development (including registration fees, travel, accommodations and meals, but excluding the value of your time)?

Response	Frequency	Relative %	Valid %
0 to \$249	 188	18%	18%
\$250 to \$599	 262	25%	25%
\$600 to \$799	 191	18%	18%
\$800 to \$999	 108	10%	10%
\$1,000 +	 294	28%	28%
No Response	 0	0%	0%
Totals	1043	100%	100%
Valid Responses: 1043 of 1043 (100%)			

6. Who pays for your professional development activities?

Response	Frequency	Relative %	Valid %
Totally paid by employer	559	54%	54%
Totally paid by self	203	19%	19%
My employer and I share costs	269	26%	26%
I do not participate in professional development	12	1%	1%
No Response	0	0%	0%
Totals	1043	100%	100%
Valid Responses: 1043 of 1043 (100%)			

7. In the past year, how much time did you dedicate to pursuing professional development activities?

Response	Frequency	Relative %	Valid %
More than 14 days	182	17%	17%
7-14 days	325	31%	31%
3-6 days	387	37%	37%
2 days	82	8%	8%
less than 2 days	67	6%	6%
No Response	0	0%	0%
Totals	1043	100%	100%
Valid Responses: 1043 of 1043 (100%)			

7a. Of the time dedicated to professional development, what percentage was supported by your employer during paid work time?

Response	Frequency	Relative %	Valid %
Under 25%	247	24%	24%
26-50%	69	7%	7%
51-75%	148	14%	14%
over 76%	577	55%	55%
No Response	2	0%	0%
Totals	1043	100%	100%
Valid Responses: 1041 of 1043 (100%)			

8. Where do you obtain most of your professional development?

Response	Frequency	Relative %	Valid %
Consultants	40	4%	4%
Extension organization such as FORREX	65	6%	6%
Government	235	23%	23%
I don't participate in professional development	12	1%	1%
Industry associations	101	10%	10%
In-house (such as a company training department)	155	15%	15%
Other (please specify):	94	9%	9%
Private professional development organization	99	9%	9%
Professional association such as ABCFP	138	13%	13%

University or College	104	10%	10%
No Response	0	0%	0%
Totals	1043	100%	100%
Valid Responses: 1043 of 1043 (100%)			

9. On a scale of 1 – 5 where 1 = "affects me the least" and 5 = "affects me the most," please rank the following barriers to professional development.

Location is too difficult or inconvenient to reach

Response	Frequency	Relative %	Valid %
1	192	18%	18%
2	166	16%	16%
3	243	23%	23%
4	220	21%	21%
5	221	21%	21%
No Response	1	0%	0%
Totals	1043	100%	100%
Valid Responses: 1042 of 1043 (100%)			

Too costly/lack of financial support from employer

Response	Frequency	Relative %	Valid %
1	221	21%	21%
2	220	21%	21%
3	239	23%	23%
4	183	18%	18%
5	179	17%	17%
No Response	1	0%	0%
Totals	1043	100%	100%
Valid Responses: 1042 of 1043 (100%)			

Can't get time off

Response	Frequency	Relative %	Valid %
1	298	29%	29%
2	230	22%	22%
3	252	24%	24%
4	154	15%	15%
5	108	10%	10%
No Response	1	0%	0%
Totals	1043	100%	100%
Valid Responses: 1042 of 1043 (100%)			

Too busy

Response	Frequency	Relative %	Valid %
1	58	6%	6%
2	88	8%	8%
3	222	21%	21%
4	342	33%	33%
5	333	32%	32%
No Response	0	0%	0%
Totals	1043	100%	100%
Valid Responses: 1043 of 1043 (100%)			

Response	Frequency	Relative %	Valid %
1	832	80%	

Don't have access to required computer/electronic equipment

2	119	11%	
3	61	6%	
4	12	1%	
5	17	2%	
No Response	2	0%	
Totals	1043	100%	11
Valid Responses: 1041 of 1043 (100%)			

13. Currently, the ABCFP delivers a limited range of professional development offerings to members.

These offerings include the technical sessions at our annual conference/AGM, the policy review semir each September and the annual series of half-day workshops each October/November. What would y like the ABCFP to do around professional development in the future?

Response	Frequency	Relative %	Valid %
Maintain current level of professional development	546	52%	52%
Provide a modestly increased amount of professiona	290	28%	28%
Provide a substantially increased level of profess	147	14%	14%
Provide no professional development offerings	29	3%	3%
Provide reduced level of professional development	30	3%	3%
No Response	1	0%	0%
Totals	1043	100%	100%
Valid Responses: 1042 of 1043 (100%)			

14. Currently, the ABCFP plays only a limited leadership role in the professional development area.

In this context, "leadership" means such things as advocating for better funding for professional development organizations or doing things to foster a more supportive attitude among employers tov professional development. Should the ABCFP increase its leadership activity in this area?

Response	Frequency	Relative %	Valid %
Play no leadership in this area	40	4%	4%
Maintain status quo	332	32%	32%
Play a modestly increased leadership role	431	41%	41%
Play a substantially increased leadership role	238	23%	23%
No Response	2	0%	0%
Totals	1043	100%	100%
Valid Responses: 1041 of 1043 (100%)			

15. Please indicate which employment sector you work in.

Response	Frequency	Relative %	Valid %
Government	366	35%	35%
Industry	345	33%	33%
Consultant	231	22%	22%
Teaching/Academic	24	2%	2%
Student	6	1%	1%
Unemployed	4	0%	0%
Retired	12	1%	1%




Other (please specify):	■ 55	5%	5%
No Response	■ 0	0%	0%
Totals	1043	100%	100%
Valid Responses: 1043 of 1043 (100%)			

16. Please indicate which Ministry of Forest District of the province you work in most of the time.









Response	Frequency	Relative %	Valid %
100 Mile House Forest District	■ 13	1%	1%
Arrow Boundary Forest District	■ 35	3%	4%
Campbell River Forest District	■ 56	5%	6%
Cascades Forest District	■ 29	3%	3%
Central Cariboo Forest District	■ 39	4%	4%
Central Coast Forest District	■ 16	2%	2%
Chilcotin Forest District	■ 12	1%	1%
Chilliwack Forest District	■ 52	5%	5%
Columbia Forest District	■ 17	2%	2%
Fort Nelson Forest District	■ 16	2%	2%
Fort St. James Forest District	■ 16	2%	2%
Headwaters Forest District	■ 19	2%	2%
Kalum Forest District	■ 14	1%	1%
Kamloops Forest District	■ 70	7%	7%
Kootenay Lake Forest District	■ 22	2%	2%
Mackenzie Forest District	■ 17	2%	2%
Nadina Forest District	■ 21	2%	2%
North Coast Forest District	■ 12	1%	1%
North Island	■ 43	4%	5%
Okanagan Shuswap Forest District	■ 48	5%	5%
Peace Forest District	■ 29	3%	3%
Prince George Forest District	■ 83	8%	9%
Queen Charlotte Islands Forest District	■ 8	1%	1%
Quesnel Forest District	■ 35	3%	4%
Rocky Mountain Forest District	■ 21	2%	2%
Skeena Stikine Forest District	■ 20	2%	2%
South Island Forest District	■ 127	12%	13%
Squamish Forest District	■ 17	2%	2%
Sunshine Coast Forest District	■ 27	3%	3%
Vanderhoof Forest District	■ 20	2%	2%
No Response	■ 89	9%	0%
Totals	1043	100%	100%
Valid Responses: 954 of 1043 (91%)			

17. Please indicate how many years of forestry experience you have.

Response	Frequency	Relative %	Valid %
1-4	■ 35	3%	3%
5-9	■ 153	15%	15%

10-19	 400	38%	38%
20-29	 305	29%	29%
30 +	 150	14%	14%
No Response	0	0%	0%
Totals	1043	100%	100%
Valid Responses: 1043 of 1043 (100%)			

18. Please indicate your membership category.

Response	Frequency	Relative %	Valid %
RPF	 823	79%	79%
RFT	 103	10%	10%
Retired/Life member	 11	1%	1%
Forester in Training (FIT)	 73	7%	7%
Trainee Forest Technologist (TFT)	 2	0%	0%
Forestry Pupil (FP)	 26	2%	2%
Honorary Member	 1	0%	0%
Special Permit Holder	 4	0%	0%
No Response	0	0%	0%
Totals	1043	100%	100%
Valid Responses: 1043 of 1043 (100%)			